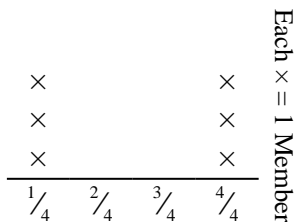


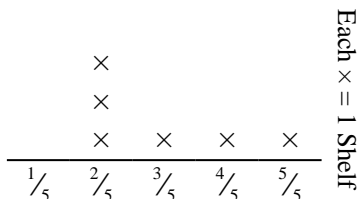
**Solve each problem.**

- 1) The line plot below shows the distance (in miles) that each member of a relay race travelled.



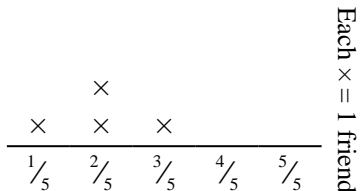
How far would each person have run if the distances were distributed evenly?

- 3) The line plot below shows the weight (in kilograms) that each cabinet shelf is holding.



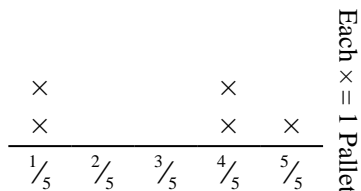
Find the amount of weight each shelf would have if the weight were redistributed equally.

- 5) The line plot below shows the pounds of candy a group of friends received.



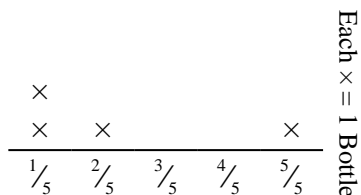
If they split the total amount of candy evenly, how much would each friend get?

- 2) The line plot below shows the weight (in tons) of boxes on pallets.



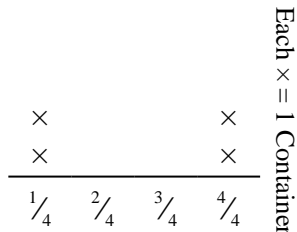
If the weight were redistributed evenly, how much weight would be on each pallet?

- 4) The line plot below shows the weight (in grams) of vitamin bottles.



If you were to redistribute the vitamins, so each bottle weighed the same amount, how heavy would each bottle be?

- 6) The line plot below shows the amount of liquid (in liters) in different containers.



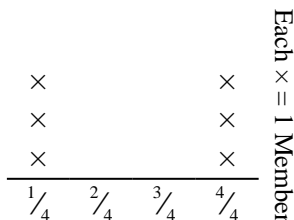
Find the amount of liquid each container would have if the total amount were redistributed equally.

Answers

1. _____
2. _____
3. _____
4. _____
5. _____
6. _____

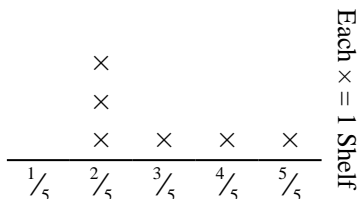
**Solve each problem.**

- 1) The line plot below shows the distance (in miles) that each member of a relay race travelled.



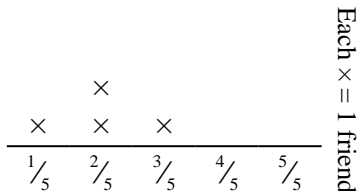
How far would each person have run if the distances were distributed evenly?

- 3) The line plot below shows the weight (in kilograms) that each cabinet shelf is holding.



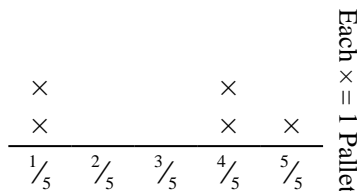
Find the amount of weight each shelf would have if the weight were redistributed equally.

- 5) The line plot below shows the pounds of candy a group of friends received.



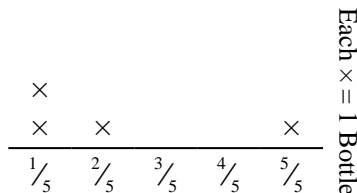
If they split the total amount of candy evenly, how much would each friend get?

- 2) The line plot below shows the weight (in tons) of boxes on pallets.



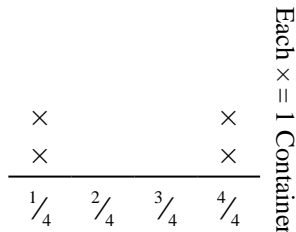
If the weight were redistributed evenly, how much weight would be on each pallet?

- 4) The line plot below shows the weight (in grams) of vitamin bottles.



If you were to redistribute the vitamins, so each bottle weighed the same amount, how heavy would each bottle be?

- 6) The line plot below shows the amount of liquid (in liters) in different containers.



Find the amount of liquid each container would have if the total amount were redistributed equally.

Answers

- $\frac{15}{24} = \frac{5}{8}$
- $\frac{15}{25} = \frac{3}{5}$
- $\frac{18}{30} = \frac{3}{5}$
- $\frac{9}{20}$
- $\frac{8}{20} = \frac{2}{5}$
- $\frac{10}{16} = \frac{5}{8}$